



8165 E Kaiser Blvd. Anaheim, CA 92808
www.lightlaboratory.com

Report No: L102310105



Report No: L102310105
Report Prepared For: AVENUE LIGHTING
9000 FULLBRIGHT AVE. CHATSWORTH CA. 91311
Model Number: AV3228-BLK
Test: Photometric/Electrical Test

Issue Date: 10/24/2023
Reference: N/A
Amendment: N/A

Standards Used: Appropriate part or all test guidelines were used for test performed:
IESNA LM79: 2019 Approved Methods for Electrical and Photometric Measurements of Solid-State Lighting Products
ANSI NEMA ANSLG C78.377: 2017 Specification of the Chromaticity of Solid State Lighting Products
ANSI C82.77-10:2014: Harmonic Emission Limits-Related Quality Requirements for Lighting Equipment

Description of Sample: Client submitted the sample. Received in working and undamaged condition. No modifications were necessary.

Special Test Condition: Fixture is tested with no special conditions.

Date of Tests: 10/23/23

Seasoning of Sample: No seasoning was performed in accordance with IESNA LM-79.

Equipment List

| Equipment Used | Model No | Stock No | Calibration Due Date |
|-----------------------------------|------------|------------|----------------------|
| Chroma Programmable AC Source | 61604 | PS-AC02 | -- |
| Yokogawa Digital Power Meter | WT210 | MT-EL06-S4 | 4/7/25 |
| HP Power Supply | 6032A | PS-DC05-S2 | -- |
| Fluke Digital Thermometer | 52K/J | MT-TP05 | 5/24/25 |
| LLI Type C Goniophotometer System | RMG-C-MKII | CD-LL04-GC | -- |
| LLI 2M Sphere | 2MR97 | CD-SN03-S2 | -- |
| LLI Spectroradiometer | SPR-3000 | MT-SC01-S2 | Before Use |

General Information

| | |
|-----------------------------|-----------------|
| Manufacturer: | AVENUE LIGHTING |
| Model Number: | AV3228-BLK |
| Driver Model Number: | CUSTOM |

Photometric & Electrical Test Results

| | |
|----------------------------------|--------|
| Total Lumens: | 401.00 |
| Efficacy: | 27.64 |
| Input Voltage (VAC/60Hz): | 120.00 |
| Input Current (Amp): | 0.1287 |
| Input Power (W): | 14.51 |
| Input Power Factor: | 0.9394 |
| Current ATHD (%): | 36.4% |

Test Condition

| | |
|--------------------------------------|------|
| Ambient Temperature (°C): | 25.0 |
| Stabilization Time (Hours): | 0:30 |
| Total Operating Time (Hours): | 1:10 |




FIG. 1 LUMINAIRE

Test Methods

Photometric Measurements - Goniophotometer

A Custom Light Laboratory Type C Rotating Mirror Goniophotometer was used to measure candelas(intensity) at each angle of distribution as defined by IESNA for the appropriate fixture type.

Ambient temperature is set to 25°C and is measured from the center of the fixture, within 1ft from the outside of the fixture. Temperature is maintained at 25°C throughout the testing process and the sample is stabilized for at least 30mins and longer as necessary for the sample to achieve stabilization.

Electrical measurements are measured using the listed equipment.

Spectral Measurements - Integrating Sphere

A Sensing Spectroradiometer SPR-3000, in conjunction with Light Laboratory 2 meter integrating sphere was used to measure chromaticity coordinates, correlated color temperature(CCT) and the color rendering index(CRI) for each sample.

Ambient temperature is set to 25°C and is measured from the center of the fixture, within 1ft from the outside of the fixture. Temperature is maintained at 25°C throughout the testing process and the sample is stabilized for at least 30mins and longer as necessary for the sample to achieve stabilization.


Electrical measurements are measured using the listed equipment.

Disclaimers:

The results related only to the samples as received and tested. This report must not be used by the customer to claim product certification, approval or endorsement by NVLAP, NIST or any agency of the Federal Government.

Report Prepared by : JG

Test Report Reviewed by:



Steve Kang
Quality Assurance

**Attached are photometric data reports.*



8165 E. Kaiser Blvd. Anaheim, CA 92808
 www.lightlaboratory.com

Photometric Test Report

IES ROAD REPORT
PHOTOMETRIC FILENAME : L102310105.IES

DESCRIPTIVE INFORMATION (From Photometric File)

IESNA:LM-63-2002
 [TEST] L102310105
 [TESTLAB] LIGHT LABORATORY, INC. (www.lightlaboratory.com)
 [ISSUEDATE] 10/24/2023
 [MANUFAC] AVENUE LIGHTING
 [LUMCAT] AV3228-BLK
 [LUMINAIRE] 120 V AC LED
 [BALLASTCAT] CUSTOM
 [OTHER] INDICATING THE CANDELA VALUES ARE ABSOLUTE AND
 [MORE] SHOULD NOT BE FACTORED FOR DIFFERENT LAMP RATINGS.
 [INPUT] 120VAC
 [TEST PROCEDURE] IESNA:LM-79-19

CHARACTERISTICS

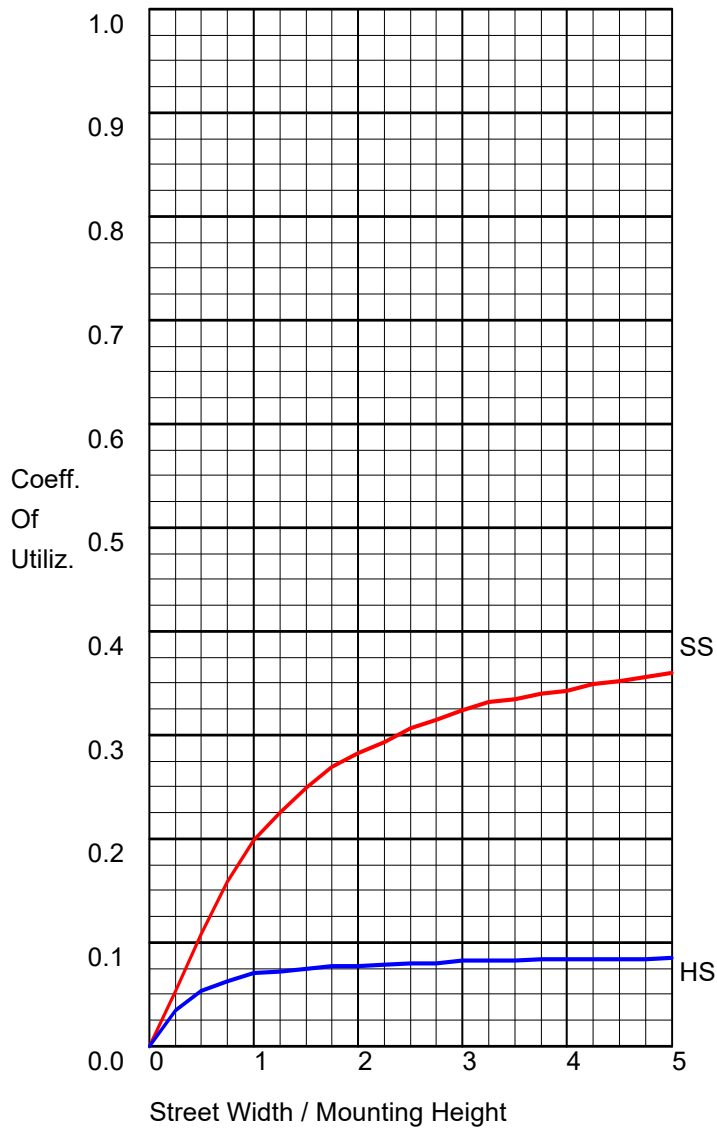
| | |
|---|-----------------------------|
| IES Classification | N.A. |
| Longitudinal Classification | N.A. |
| Lumens Per Lamp | N.A. (absolute) |
| Total Lamp Lumens | N.A. (absolute) |
| Luminaire Lumens | 401 |
| Downward Total Efficiency | N.A. (absolute) |
| Total Luminaire Efficiency | N.A. (absolute) |
| Luminaire Efficacy Rating (LER) | 28 |
| Total Luminaire Watts | 14.51 |
| Ballast Factor | 1.00 |
| Upward Waste Light Ratio | 0.50 |
| Maximum Candela | 94 |
| Maximum Candela Angle | 75H 100V |
| Maximum Candela (<90 Degrees Vertical) | 93 |
| Maximum Candela Angle (<90 Degrees Vertical) | 75H 85V |
| Maximum Candela At 90 Degrees Vertical | 93 (23.2% Luminaire Lumens) |
| Maximum Candela from 80 to <90 Degrees Vertical | 93 (23.2% Luminaire Lumens) |
| Cutoff Classification (deprecated) | N.A. (absolute) |

IES ROAD REPORT
PHOTOMETRIC FILENAME : L102310105.IES

LUMINAIRE CLASSIFICATION SYSTEM (LCS)

| | Lumens | % Lamp | % Luminaire |
|-------------------------------|----------|--------|-------------|
| FL - Front-Low (0-30) | 8.6 | N.A. | 2.1 |
| FM - Front-Medium (30-60) | 55.7 | N.A. | 13.9 |
| FH - Front-High (60-80) | 65.2 | N.A. | 16.3 |
| FVH - Front-Very High (80-90) | 36.6 | N.A. | 9.1 |
| BL - Back-Low (0-30) | 2.6 | N.A. | 0.6 |
| BM - Back-Medium (30-60) | 11.8 | N.A. | 2.9 |
| BH - Back-High (60-80) | 13.6 | N.A. | 3.4 |
| BVH - Back-Very High (80-90) | 7.6 | N.A. | 1.9 |
| UL - Uplight-Low (90-100) | 44.7 | N.A. | 11.1 |
| UH - Uplight-High (100-180) | 154.4 | N.A. | 38.5 |
| Total | 400.8 | N.A. | 100.0 |
| BUG Rating | B0-U3-G1 | | |

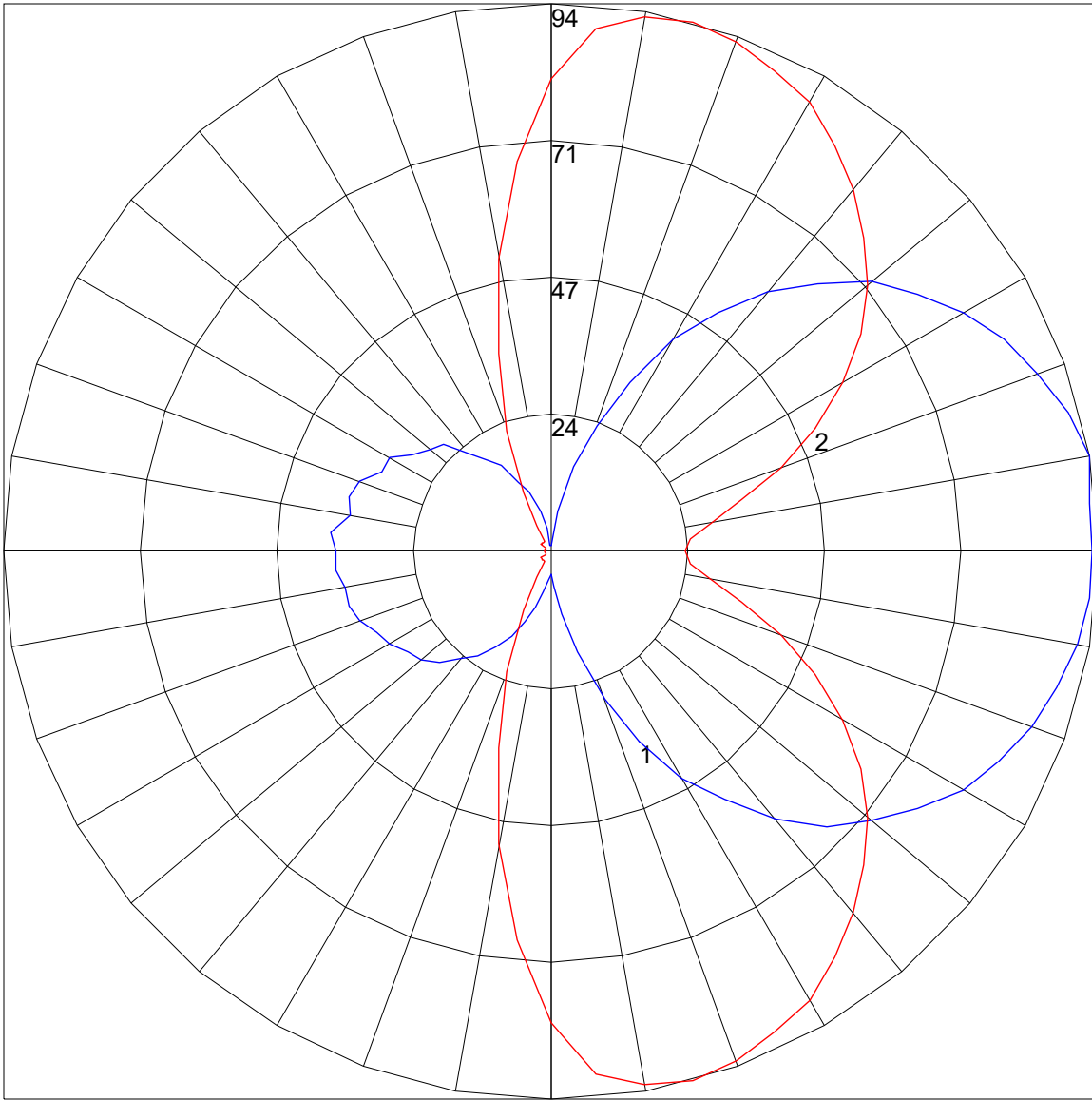
COEFFICIENTS OF UTILIZATION



FLUX DISTRIBUTION

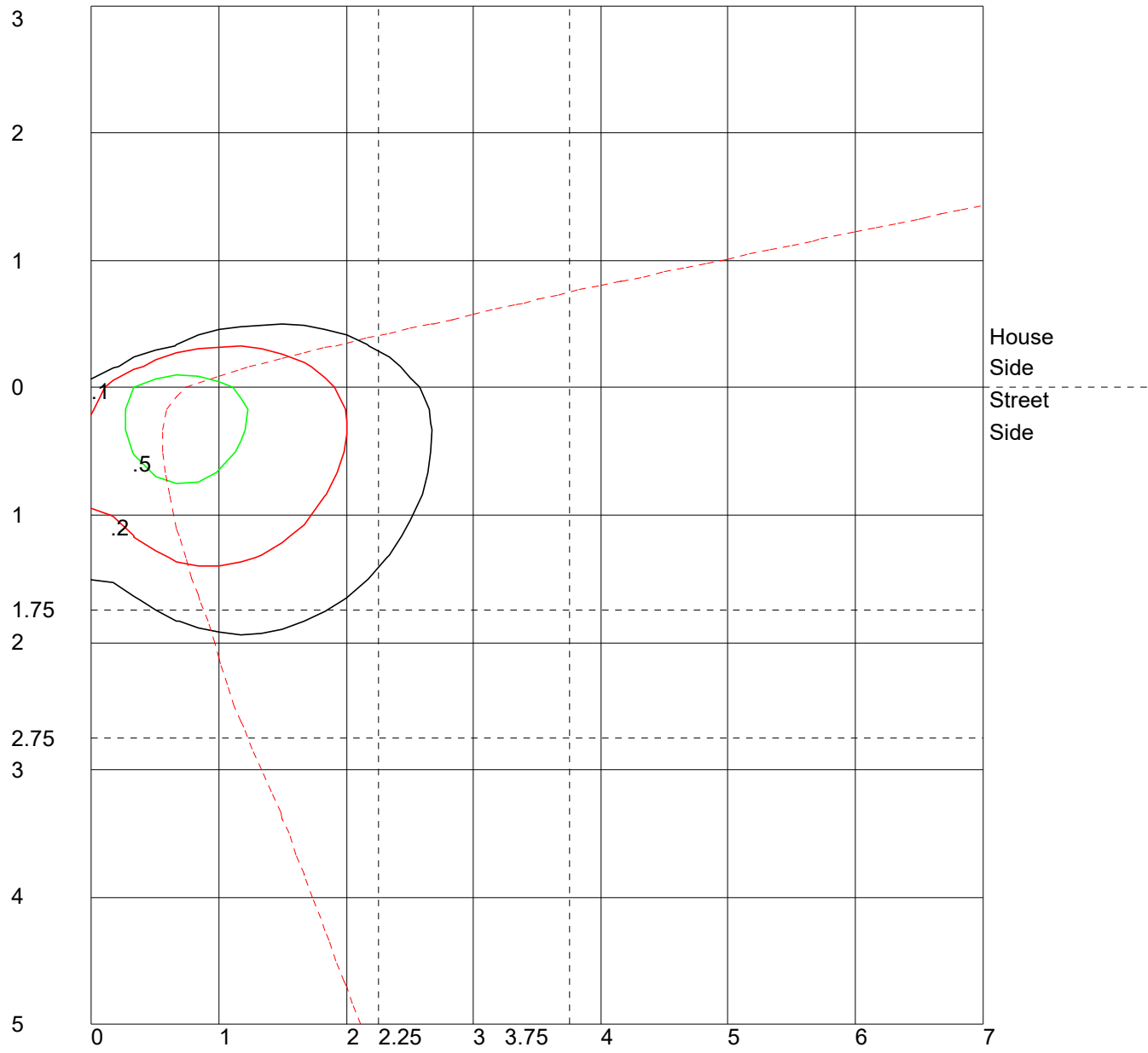
| | Lumens | Percent Of Luminaire |
|----------------------|--------|----------------------|
| Downward Street Side | 166.2 | 41.5 |
| Downward House Side | 35.6 | 8.9 |
| Downward Total | 201.8 | 50.4 |
| Upward Street Side | 164.7 | 41.1 |
| Upward House Side | 34.4 | 8.6 |
| Upward Total | 199.1 | 49.7 |
| Total Flux | 400.9 | 100.0 |

POLAR GRAPH



Maximum Candela = 94 Located At Horizontal Angle = 75, Vertical Angle = 100
1 - Vertical Plane Through Horizontal Angles (75 - 255) (Through Max. Cd.)
2 - Horizontal Cone Through Vertical Angle (100) (Through Max. Cd.)

ISOFOOTCANDLE LINES OF HORIZONTAL ILLUMINANCE



Distance In Units Of Mounting Height
 Values Based On 6 Foot Mounting Height
 1/2 Maximum Candela Trace Shown As Dashed Curve
 (+) = Maximum Candela Point