



8165 E Kaiser Blvd. Anaheim, CA 92808
www.lightlaboratory.com

Report No: L102310102



Report No: L102310102
Report Prepared For: AVENUE LIGHTING
9000 FULLBRIGHT AVE. CHATSWORTH CA. 91311
Model Number: AV9899-BLK
Test: Photometric/Electrical Test

Issue Date: 10/24/2023
Reference: N/A
Amendment: N/A

Standards Used: Appropriate part or all test guidelines were used for test performed:
IESNA LM79: 2019 Approved Methods for Electrical and Photometric Measurements of Solid-State Lighting Products
ANSI NEMA ANSLG C78.377: 2017 Specification of the Chromaticity of Solid State Lighting Products
ANSI C82.77-10:2014: Harmonic Emission Limits-Related Quality Requirements for Lighting Equipment

Description of Sample: Client submitted the sample. Received in working and undamaged condition. No modifications were necessary.

Special Test Condition: Fixture is tested with no special conditions.

Date of Tests: 10/23/23

Seasoning of Sample: No seasoning was performed in accordance with IESNA LM-79.

Equipment List

Equipment Used	Model No	Stock No	Calibration Due Date
Chroma Programmable AC Source	61604	PS-AC02	--
Yokogawa Digital Power Meter	WT210	MT-EL06-S4	4/7/25
HP Power Supply	6032A	PS-DC05-S2	--
Fluke Digital Thermometer	52K/J	MT-TP05	5/24/25
LLI Type C Goniophotometer System	RMG-C-MKII	CD-LL04-GC	--
LLI 2M Sphere	2MR97	CD-SN03-S2	--
LLI Spectroradiometer	SPR-3000	MT-SC01-S2	Before Use

General Information

Manufacturer:	AVENUE LIGHTING
Model Number:	AV9899-BLK
Driver Model Number:	CUSTOM

Photometric & Electrical Test Results

Total Lumens:	449.00
Efficacy:	20.09
Input Voltage (VAC/60Hz):	120.05
Input Current (Amp):	0.2001
Input Power (W):	22.34
Input Power Factor:	0.9303
Current ATHD (%):	39.3%

Test Condition

Ambient Temperature (°C):	25.0
Stabilization Time (Hours):	0:50
Total Operating Time (Hours):	1:30




FIG. 1 LUMINAIRE

Test Methods

Photometric Measurements - Goniophotometer

A Custom Light Laboratory Type C Rotating Mirror Goniophotometer was used to measure candelas(intensity) at each angle of distribution as defined by IESNA for the appropriate fixture type.

Ambient temperature is set to 25°C and is measured from the center of the fixture, within 1ft from the outside of the fixture. Temperature is maintained at 25°C throughout the testing process and the sample is stabilized for at least 30mins and longer as necessary for the sample to achieve stabilization.

Electrical measurements are measured using the listed equipment.

Spectral Measurements - Integrating Sphere

A Sensing Spectroradiometer SPR-3000, in conjunction with Light Laboratory 2 meter integrating sphere was used to measure chromaticity coordinates, correlated color temperature(CCT) and the color rendering index(CRI) for each sample.

Ambient temperature is set to 25°C and is measured from the center of the fixture, within 1ft from the outside of the fixture. Temperature is maintained at 25°C throughout the testing process and the sample is stabilized for at least 30mins and longer as necessary for the sample to achieve stabilization.


Electrical measurements are measured using the listed equipment.

Disclaimers:

The results related only to the samples as received and tested. This report must not be used by the customer to claim product certification, approval or endorsement by NVLAP, NIST or any agency of the Federal Government.

Report Prepared by : JG

Test Report Reviewed by:



Steve Kang
Quality Assurance

**Attached are photometric data reports.*



8165 E. Kaiser Blvd. Anaheim, CA 92808
www.lightlaboratory.com

Photometric Test Report

IES ROAD REPORT
PHOTOMETRIC FILENAME : L102310102.IES

DESCRIPTIVE INFORMATION (From Photometric File)

IESNA:LM-63-2002
[TEST] L102310102
[TESTLAB] LIGHT LABORATORY, INC. (www.lightlaboratory.com)
[ISSUEDATE] 10/24/2023
[MANUFAC] AVENUE LIGHTING
[LUMCAT] AV9899-BLK
[LUMINAIRE] 120 V AC LED
[BALLASTCAT] CUSTOM
[OTHER] INDICATING THE CANDELA VALUES ARE ABSOLUTE AND
[MORE] SHOULD NOT BE FACTORED FOR DIFFERENT LAMP RATINGS.
[INPUT] 120VAC
[TEST PROCEDURE] IESNA:LM-79-19

CHARACTERISTICS

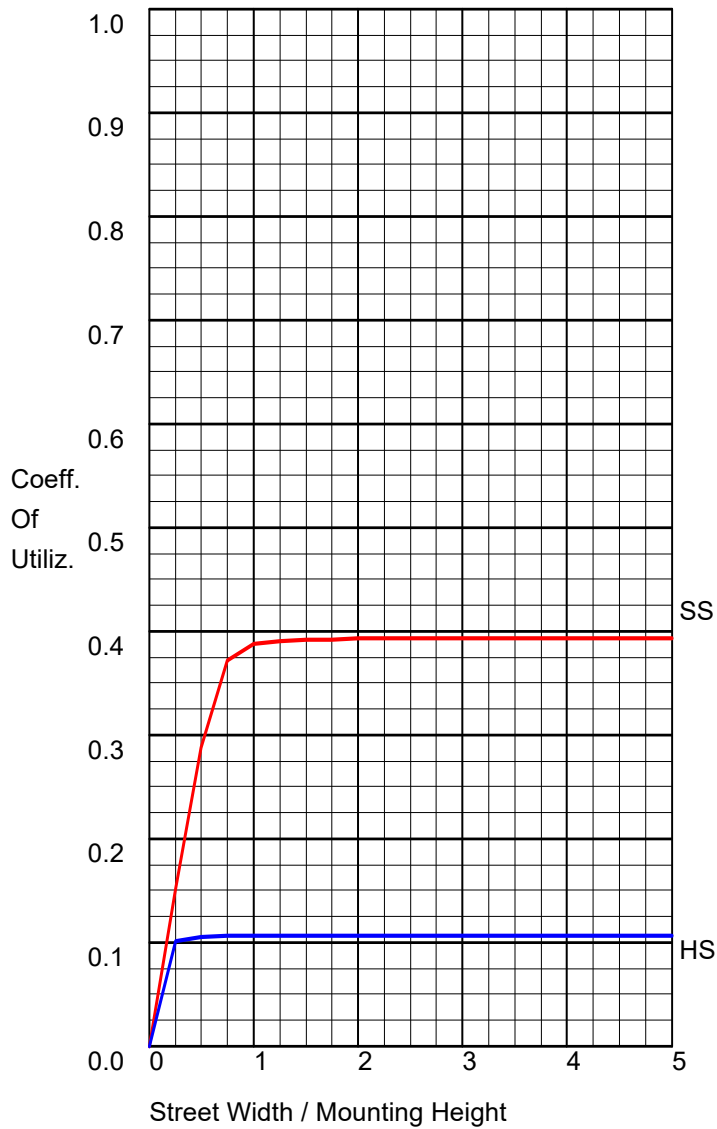
IES Classification	N.A.
Longitudinal Classification	N.A.
Lumens Per Lamp	N.A. (absolute)
Total Lamp Lumens	N.A. (absolute)
Luminaire Lumens	449
Downward Total Efficiency	N.A. (absolute)
Total Luminaire Efficiency	N.A. (absolute)
Luminaire Efficacy Rating (LER)	20
Total Luminaire Watts	22.34
Ballast Factor	1.00
Upward Waste Light Ratio	0.50
Maximum Candela	286
Maximum Candela Angle	10H 170V
Maximum Candela (<90 Degrees Vertical)	286
Maximum Candela Angle (<90 Degrees Vertical)	10H 12.5V
Maximum Candela At 90 Degrees Vertical	0 (0.0% Luminaire Lumens)
Maximum Candela from 80 to <90 Degrees Vertical	1 (0.2% Luminaire Lumens)
Cutoff Classification (deprecated)	N.A. (absolute)

IES ROAD REPORT
PHOTOMETRIC FILENAME : L102310102.IES

LUMINAIRE CLASSIFICATION SYSTEM (LCS)

	Lumens	% Lamp	% Luminaire
FL - Front-Low (0-30)	109.6	N.A.	24.4
FM - Front-Medium (30-60)	66.4	N.A.	14.8
FH - Front-High (60-80)	0.9	N.A.	0.2
FVH - Front-Very High (80-90)	< 0.05	N.A.	0.0
BL - Back-Low (0-30)	44.3	N.A.	9.9
BM - Back-Medium (30-60)	3.3	N.A.	0.7
BH - Back-High (60-80)	< 0.05	N.A.	0.0
BVH - Back-Very High (80-90)	0.0	N.A.	0.0
UL - Uplight-Low (90-100)	< 0.05	N.A.	0.0
UH - Uplight-High (100-180)	224.4	N.A.	50.0
Total	448.9	N.A.	100.0
BUG Rating	B0-U3-G0		

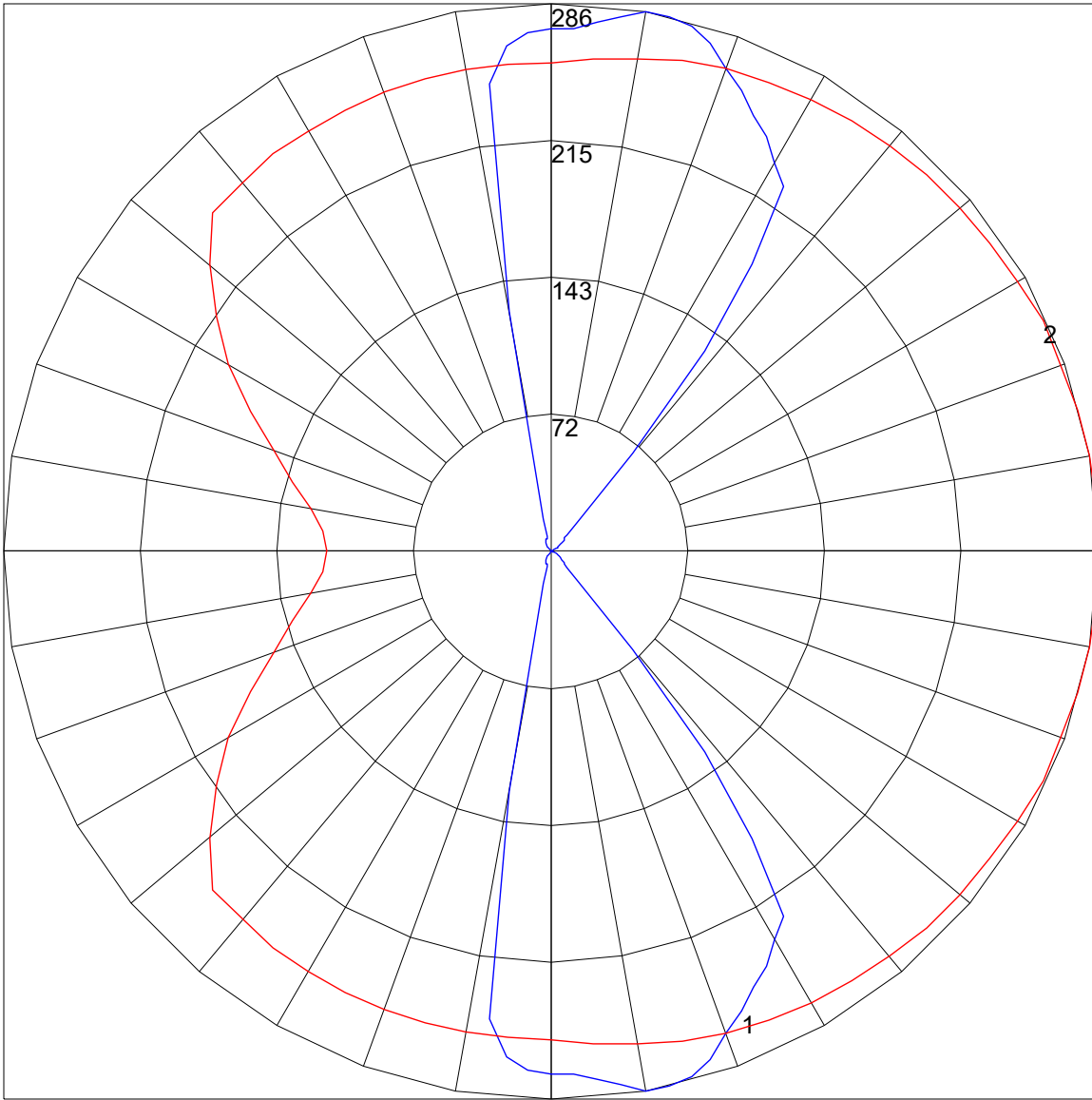
COEFFICIENTS OF UTILIZATION



FLUX DISTRIBUTION

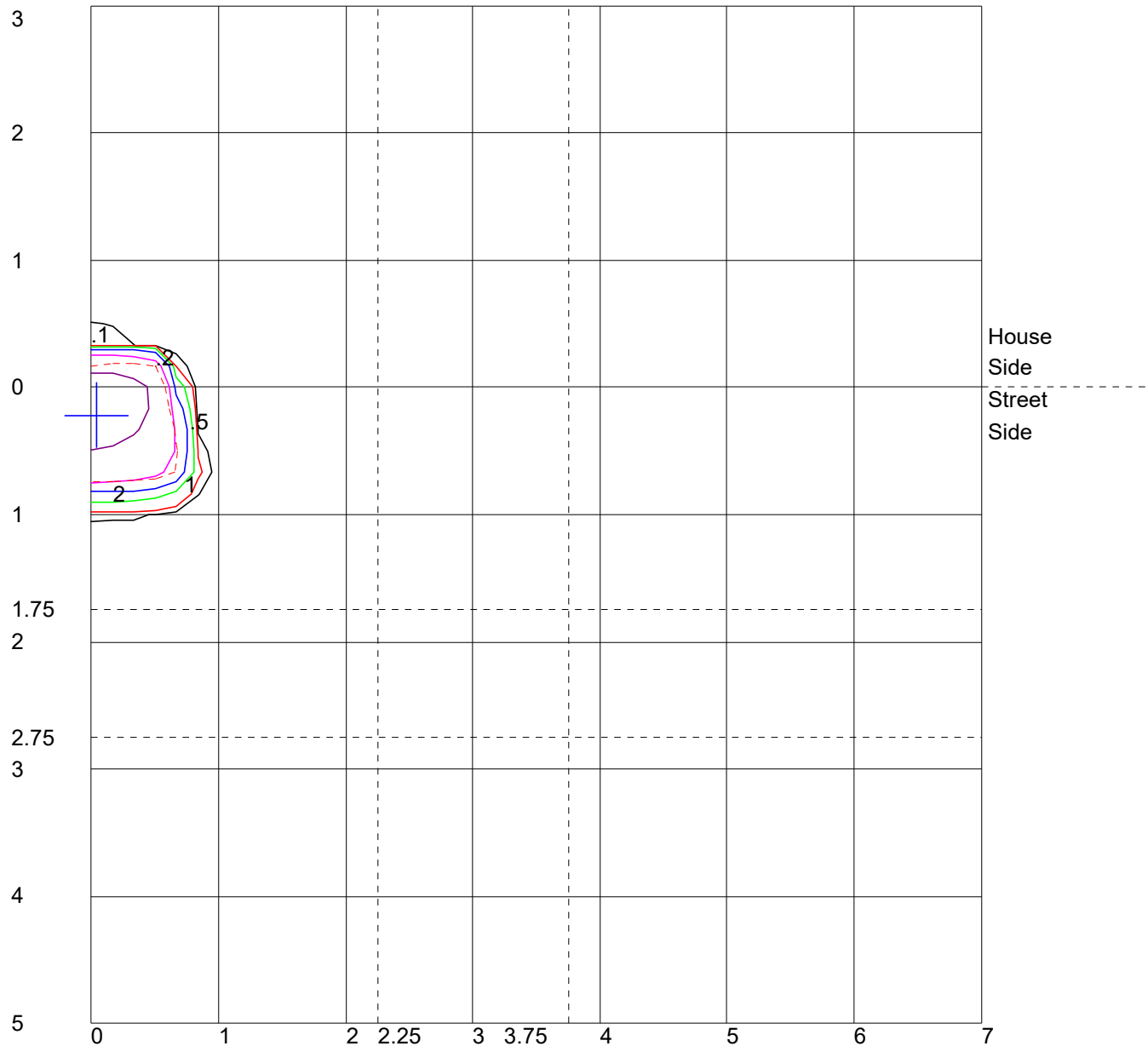
	Lumens	Percent Of Luminaire
Downward Street Side	176.8	39.4
Downward House Side	47.6	10.6
Downward Total	224.4	50.0
Upward Street Side	176.8	39.4
Upward House Side	47.6	10.6
Upward Total	224.4	50.0
Total Flux	448.8	100.0

POLAR GRAPH



Maximum Candela = 286 Located At Horizontal Angle = 10, Vertical Angle = 170
1 - Vertical Plane Through Horizontal Angles (10 - 190) (Through Max. Cd.)
2 - Horizontal Cone Through Vertical Angle (170) (Through Max. Cd.)

ISOFOOTCANDLE LINES OF HORIZONTAL ILLUMINANCE



Distance In Units Of Mounting Height
 Values Based On 6 Foot Mounting Height
 1/2 Maximum Candela Trace Shown As Dashed Curve
 (+) = Maximum Candela Point